

Your door...
Our passion!



2010/11
Garage Door Range

A perfect combination of style, security & functionality



2010/11

Garage Door Range

Welcome to the Novoferm 2010/11 Garage Door Range – A collection of residential Up & Over, Sectional and Insulated Roller Garage Doors in both steel and timber incorporating the very latest innovations in design, technology and security.

The Garage Door Range is complemented with a choice of Remote Control Systems including the patented VivoPort® and NovoPort® automatic doors systems designed in accordance with the latest European safety regulations.



Up & Over Garage Doors

steel doors - features & benefits p4-5
steel doors p6-7
timber doors - features & benefits p8-9
timber doors p10-11
gear types p12-13



Sectional Garage Doors

features & benefits p14-18
steel doors p19-21
timber doors p22
side sectional doors p23
matching side/wicket doors p24-25



Insulated Roller Garage Doors

features & benefits p26-27
roller door options p28-29



Door Automation

features & benefits p30-31
vivoport® p32
novoport® p33
novomatic p34
accessories p35



Finishing Touches

features & benefits p36-37
door handles p38
glazing options p39
accreditation & warranties p40-43

Steel Up & Over Garage Doors



Novoferm Steel Up & Over Garage Doors are the experts' choice with a range of timeless designs, all built with eye-catching attention to detail.



Novoferm Steel Up & Over Garage Doors are the classic choice for your home. The door styles are available in White, Brown, Ruby Red, British Racing Green, Oxford Blue and Jet Black or your choice of any RAL Colour. They can be supplied with a strong steel 'goalpost' frame, so you can wave goodbye to your old, wooden garage door frame.

All doors are available with either Canopy or Retractable spring assisted gear systems for smooth, safe and reliable operation. High security twin shoot bolts on Retractable doors and 4 point retention on Canopy doors, coupled with a ten year warranty as standard provides you, the Homeowner, with a lifetime of 'Style, Security & Functionality'.

Doors are available for manual operation or, for a touch of luxury, retractable doors can be fully automated with the unique VivoPort® remote control system or the Novomatic 553NRG Belt Drive with built in energy saving functions.



- 1 MaxDriveThru™ - raised crank lifting arms for maximum drive through width on retractable door gear
- 2 Stylish finishing touches (see pages 36-39)
- 3 Multipoint locking system for security
- 4 Convenient and reliable automation options

Steel Up & Over Garage Doors



naseby

With a traditional horizontal rib design, naseby blends in anywhere from established homes through to modern new builds, available in:

- canopy unframed/framed
- retractable unframed/framed



thornby

The vertical rib design of the thornby garage door compliments both modern and traditional style properties, available in:

- canopy unframed/framed
- retractable unframed/framed



guiltsborough

The guiltsborough, with its widely recognised panel design, adds a little touch of elegance to the appearance of your property, available in:

- canopy unframed/framed
- retractable unframed/framed



buckingham

The elegant panel design of the buckingham adds a touch of class to your garage, available in:

- canopy unframed/framed
- retractable unframed/framed



guiltsborough glazed

Traditional panel design, with addition of tough acrylic glazing (see options p39) to give the final 'finishing touch' to your garage door, available in:

- canopy unframed/framed
- retractable unframed/framed



thornby wicket door

An opening personal access door, built into your garage door leaf. If you have no other entrance to your garage, a wicket door is the ideal solution when you just need to get to your bike or lawnmower.

the classic choice: steel up & over doors

With four styles available in six standard colours and a wide range of sizes, with optional handles and windows, allows you to tailor make a door to suit your needs.

- Factory pre-finished in one of six polyester powder coated colours.
- Pre-framed option - supplied with a strong steel outer frame.
- Spring assisted opening action is smooth, safe and very reliable.
- High security on all doors.
- All doors can be easily automated.
- Ten year warranty as standard (see pages 41-43 for details)

up & over door types available

Canopy unframed - Available to install to your existing door frame or to a replacement door frame of your choice (not supplied).

Canopy framed - Supplied on pre-hung steel frame for ease of installation.

Retractable unframed - Available to install to your existing door frame or to a replacement door frame of your choice (not supplied).

Retractable framed - Supplied on pre-hung steel frame for ease of installation.

See pages 12-13 for details on canopy and retractable door gear.



Brown RAL 9016

- canopy unframed/framed
- retractable unframed/framed

Framed option supplied with brown, colour matched, factory finished steel frame.



Ruby Red RAL 3003

- canopy unframed/framed
- retractable unframed/framed

Framed option supplied with white factory finished steel frame.



British Racing Green RAL 6005

- canopy unframed/framed
- retractable unframed/framed

Framed option supplied with white factory finished steel frame.



Oxford Blue RAL 5013

- canopy unframed/framed
- retractable unframed/framed

Framed option supplied with white factory finished steel frame.



Jet Black RAL 9005

- canopy unframed/framed
- retractable unframed/framed

Framed option supplied with white factory finished steel frame.

Up & Over steel colour options

In addition to these five 'classic colours', all our Up & Over steel doors are available in a full range of RAL colours (framed option supplied with white frame). With hundreds to chose from you're sure to find the perfect match.



Matching side doors



All doors in the Up & Over range (except naseby and buckingham) are available with matching side doors.

enhance your garage door with a range of bespoke options

Door automation

For details of VivoPort® and a range of Novomatic door operators - see page 30-35.

Finishing touches

Handles, glazing and finishing options - final touches for individual style - see pages 36-39.

Timber Up & Over Garage Doors




Novoferm Timber Up & Over Garage Doors are the natural choice to enhance your home.



Novoferm Timber Up & Over Doors are supplied 'Fully Finished' as standard and feature a retractable spring assisted gear system for smooth, safe and reliable operation. High security twin shoot bolts and a ten year warranty as standard, provides you, the Homeowner, with a lifetime of 'Style, Security & Functionality'. Doors are available for manual operation or, for a touch of luxury, fully automated with the unique VivoPort® remote system or the Novomatic 553NRG Belt Drive with built in energy saving functions.

Hand-made craftsman quality panels are encased in a strong steel chassis finished in Sepia Brown for simple installation and can be supplied with steel 'goalpost' frame so you can wave goodbye to your old, wooden garage door frame.



- 1 Supplied factory fitted to our open-for-infil steel frame (inset), will not rot or warp.
- 2 Suitable for automation, see pages 30-35
- 3 Constructed from organically grown Cedar from replenishable sources.

Timber Up & Over Garage Doors



vertical

Organically grown cedar faced infill, pre-hung to factory finished brown OFI frame, available in:

- retractable framed



horizontal

Organically grown cedar faced infill, pre-hung to factory finished brown OFI frame, available in:

- retractable framed



tudor

Organically grown cedar faced infill, pre-hung to factory finished brown OFI frame, available in:

- retractable framed



thame

Organically grown cedar faced infill, pre-hung to factory finished brown OFI frame, available in:

- retractable framed



henley

Organically grown cedar faced infill, pre-hung to factory finished brown OFI frame, available in:

- retractable framed



hale

Constructed from 20mm thick moulded panels, organically grown cedar, pre-hung to factory finished brown OFI frame, available in:

- retractable framed

timber Up & Over doors - the natural choice

Novoferm timber doors are constructed to fit the open-for-infil door chassis, giving the doors a rigid and durable construction.

Our cedar is organically grown from replenishable sources. Whilst every effort is made to harmonise the natural colour and grain variations which are a feature of this product, by hand matching the component parts used during manufacture, a uniform grain pattern cannot be guaranteed.

- Selected timbers, craftsman quality.
- Pre-framed with a strong steel outer for simple installation.
- Retractable spring assisted action is smooth, safe and very reliable.
- High security twin shoot bolts.
- For manual and VivoPort® Auto a black 'D' handle fitted as standard.
- Doors can be supplied for automatic or manual operation.
- Ten year warranty as standard (see pages 41.43).



windsor

Organically grown cedar faced infill, pre-hung to factory finished brown OFI frame, available in:

- retractable framed



gatley

Constructed from 12mm tongue and groove organically grown cedar boards, pre-hung to factory finished brown OFI frame, available in:

- retractable framed


Up & Over timber fully finished options

Novoferm fully finished option, now available as standard, is a factory finish process, giving a 5 year erosion protection. The Sikkens product used is available in nine attractive colours as illustrated.

For south facing situations exposed to strong sunlight the dark colours are not recommended, as they can store excessive heat and dry out.



Light Oak



Golden Oak



Mahogany



Medium Oak



Teak



Dark Oak



Rosewood



Walnut



Ebony

Matching side doors



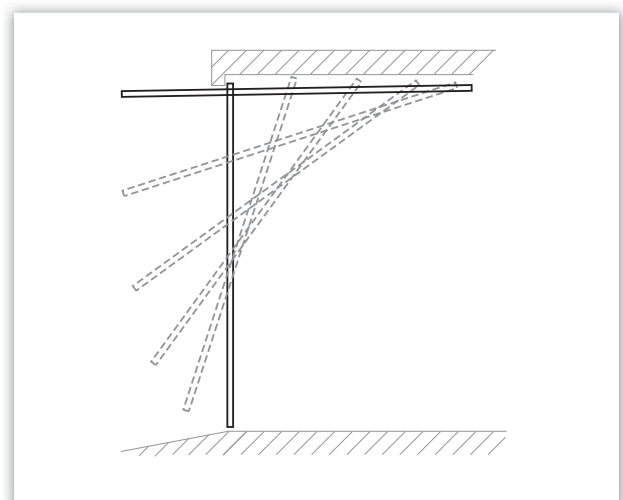
All doors in the Up & Over timber range are available with matching side doors.

Up & Over Garage Doors



canopy gear

The canopy gear allows the door to travel in vertical tracks and is counterbalanced by an overhead torsion spring. In the open position, the door projects from the opening approximately one third of the door height, forming a canopy.

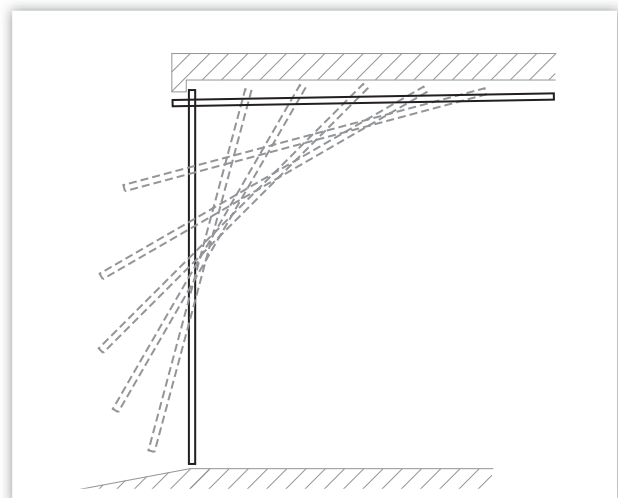




Note: Retractable gear and door pictured with optional VivoPort® automation

retractable gear

The retractable gear allows the door to be retracted fully, inside the garage when open, by means of horizontal overhead tracks supported by wall or ceiling mounted suspension brackets.



Insulated Sectional Garage Doors





Novoferm Sectional Doors offer you the perfect convenience, maximum security and optimum saving of space together with Energy Saving efficiencies.



The principle behind Sectional Garage Doors is as ingenious as it is simple: Comprised of individual sections connected together by hinges, the door opens vertically into the garage and with no 'kick out' as it moves, providing you with up to three feet of increased drive length against Up & Over Garage Doors.

Sectional doors are also very attractive in design - high quality materials, incorporating the latest innovations in manufacturing technology together with a wide choice of options give your garage an individual look. Add the built-in insulation (see page 18) which provides both a thermal and acoustic barrier, helping to control your energy bills, reduce noise and possibly your carbon footprint.

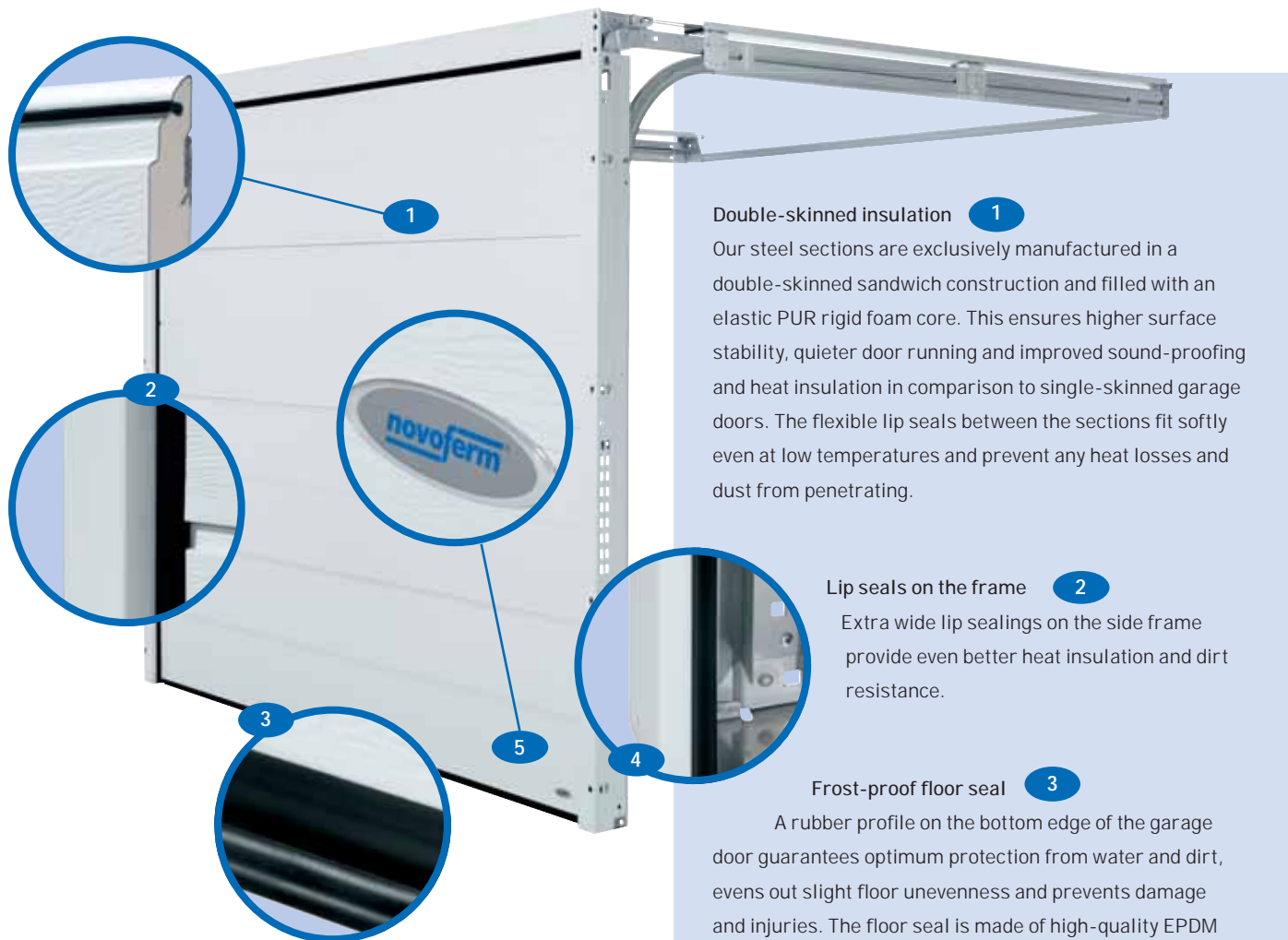
Doors are available for manual operation or, for a touch of luxury, fully automated with the patented NovoPort® Remote Control System or the Novomatic 553NRG Belt Drive with built in energy saving functions.



- 1 Remote operation from the comfort of your car!
- 2 Vertical operation means you can park right up to the door.
- 3 Frame and door weather seals help keep the rain and wind out.
- 4 Automatic safety features will stop and reverse the door operation, when it senses an obstruction.

Insulated Sectional Garage Doors

Quality that sets the standards...



Double-skinned insulation 1

Our steel sections are exclusively manufactured in a double-skinned sandwich construction and filled with an elastic PUR rigid foam core. This ensures higher surface stability, quieter door running and improved sound-proofing and heat insulation in comparison to single-skinned garage doors. The flexible lip seals between the sections fit softly even at low temperatures and prevent any heat losses and dust from penetrating.

Lip seals on the frame 2

Extra wide lip sealings on the side frame provide even better heat insulation and dirt resistance.

Frost-proof floor seal 3

A rubber profile on the bottom edge of the garage door guarantees optimum protection from water and dirt, evens out slight floor unevenness and prevents damage and injuries. The floor seal is made of high-quality EPDM (ethylene propylene diene monomer), which is known for its high elasticity, weather resistance and long life-span.

Stainless-steel frame base 4

Novoferm sectional garage doors have a high weather resistant stainless steel frame base. Thus enabling water and impeded drainage to be able to drain off freely and also ensure that no rust can start to form on the frame over the long-term. The frame base remains brittle resistant also at low temperatures and forms a clean visual seal.

The Novoferm quality seal 5

Quality doesn't need to hide away: That's why Novoferm sectional garage doors carry the Novoferm quality seal in a high-quality aluminium design with a chrome edge - guaranteeing the best materials and top-class processing!

...exclusive to Novoferm

Anything that is outside in all winds and weather and has to work perfectly day after day needs an especially robust design. That's why all Novoferm steel sectional garage doors are double-skinned and insulated. The degree of insulation is described by the door types. Simply choose between the alternatives, premium sectional door type iso 20 or the deluxe door type iso 45, with the highest insulation thickness and a wide range of optional extras.

All iso 20 and iso 45 door sections are manufactured from hot galvanized thin steel sheet and provided with a polyester-based pre-finished coat or, in the case of Golden Oak, Rosewood and Titan, a durable foil finished coating. Angular frames, guide rails as well as all fitting parts on the garage door are also galvanized so that no rust can start to form. You will have many years of pleasure and satisfaction with your garage door - 10 years of which are guaranteed!



Triple safety extension spring assemblies **1**

The garage doors type iso 20 are fitted with robust triple safety extension spring assemblies and double steel cables. The garage door cannot fall even in case of a fracture to one of the springs.

Operator with automatic cut-out system **2**

(for doors fitted with NovoPort® or Novomatic)
The automatic cut-out device stops and opens the garage door as soon as it comes up against an obstacle. The electronically monitored push-up safeguard provides maximum burglar resistance.

Angular frame interference protector and steel ropes arranged inside **3**

The angular frames make it almost impossible for there to be interference between the door leaf and the frame. Carrying cables arranged inside minimise the risk of injury and guarantee maximum operational reliability.

Interference-protected deflection pulleys & spring channels **4**

The extension springs lie protected in a spring channel over the door track in order to prevent against interference from the side. The steel cables run on interference-protected upper deflection pulleys with U-shaped caster holders.

Anti-pinch inside and out **5**

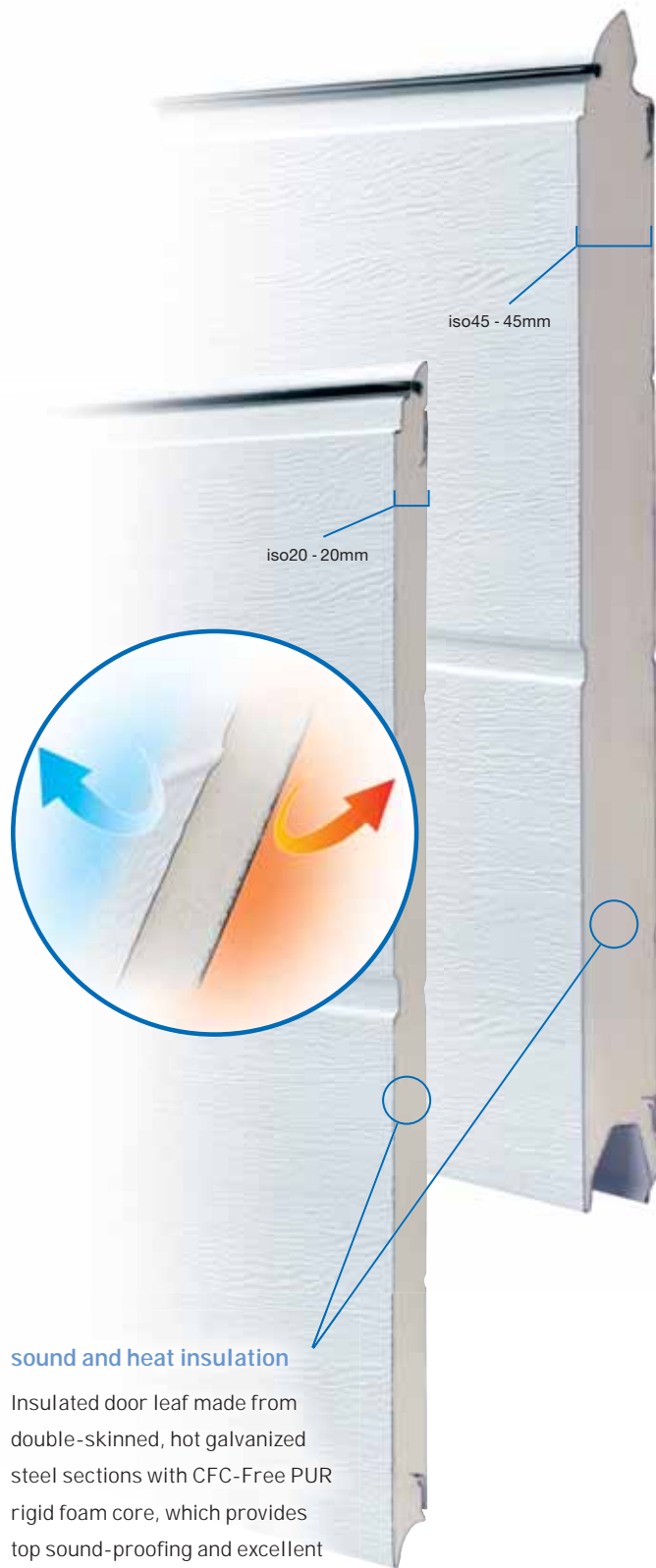
The special design of the sections and hinges prevents pinching on the door leaf from the outset.

Torsion springs for iso 45

Robust, maintenance-free torsion springs with tested spring break safety feature in accordance with EN 12604, mean the garage door can be secured from falling even in case of a spring fracture and can be easily moved upwards.

The torsion springs can be mounted at the front or rear of the guide rails depending on the space available.

Standard Sectional Door Properties



sound and heat insulation

Insulated door leaf made from double-skinned, hot galvanized steel sections with CFC-Free PUR rigid foam core, which provides top sound-proofing and excellent heat insulation, keeping the cold out and the warm in.

iso 20 garage doors

- Ideal for private garages up to 3m (9'10") in width
- Ideally suited for renovation due to special renovation sizes and minimum space required
- Smooth running and stability with double-skinned, galvanised steel sections
- High degree of safety with anti-pinch feature inside and out (according to EN 12604) as well as interference-protected triple safety extension spring assemblies
- Good heat insulation with 20mm thick CFC-free PUR rigid foam core (heat insulation value $K = 1.0 \text{ W/m}^2\text{K}$)
- Outside: Polyester pre-finished coated, traffic white (similar to RAL 9016)
- Inside: Polyester pre-finished coated, grey white (similar to RAL 9002)

iso 45 garage doors

- Ideal for private garages from 2,250 to 5,500mm (7'0" to 18'0") in width for new constructions or renovations. Side sectional doors are available for widths up to 5940mm (19'6")
- Widest range of models and optional extras:
 - as ceiling or side sectional garage door
 - made of insulated steel or solid wood panels
 - individual designer garage doors available
 - with side door or integrated pass door of same design
- Smooth running, longest service life and stability with extremely stiff distortion-resistant robust construction
- Perfect operational reliability and easy operation with torsion spring with spring break safety feature on both sides
- Maximum personal safety with anti-pinch feature inside and out (according to EN 12604)
- Max. heat insulation with 45mm thick CFC-free PUR rigid foam core (heat insulation value $K = 0.5 \text{ W/m}^2\text{K}$)
- Outside: Polyester pre-finished coated, traffic white (similar to RAL 9016) or alternatively, Golden Oak/ Rosewood foil finish, Satin Grey and Titan.
- Inside: Polyester pre-finished coated, grey white (similar to RAL 9002)

Insulated Sectional Garage Doors - Steel



panelled smoothfoil iso 45

The traditional panel design with an authentic wood effect foil finish. This style is available in two options: golden oak and rosewood.

Also available with the addition of our durable acrylic glazing.



horizontal smoothfoil iso 45

Available in horizontal rib, wide rib and flush styles with a wood effect smoothfoil finish comes in golden oak and rosewood options.

steel sectional door smoothfoil finishes

Golden Oak: weather-resistant foil coating with an authentic rustic oak appearance.

Rosewood: weather-resistant foil coating with a rich rosewood finish.

Matching side doors - For easy access when you don't need to open the garage door - see page 24.

Optional extras - Handles and glazing, make your door as individual as you are - see pages 38-39.



Golden Oak




Rosewood

Insulated Sectional Garage Doors - Steel



horizontal rib iso 20/45

The narrow horizontal rib is instantly recognisable as a well loved style, but with a wide range of options it's easy to make your door stand apart from the crowd. Available in both 20mm and 45mm panel profiles.




large rib iso 20/45

Stylish and modern, the large rib design is ideally suited to the multitude of finishing and colour options. Manual or automated operation with a range of handles and operators available (see pages 30-39).



flush iso 20/45

The contemporary 'flush' wide rib design is ideally suited to modern building projects and is available in a number of finishes. This style lends itself well to wide doors and can be used for doors up to 5.5metres in width.



panelled iso 20/45

With an elegant and traditional look this style is suited to many property styles. Our range of optional extras, finishes and colours allows you to create your own unique door. Available in both 20mm and 45mm panel profiles.



panelled glazed iso 20/45

Adding windows to your panelled door allows natural light into your garage, for options on glazing styles please refer to page 39.

steel sectional door finishes

Woodgrain: classic design with the discreetly grained wood structure.

Smooth: elegant smooth surface, which repels dust and moisture.


colour options

Woodgrain and smooth finishes are also available in your choice of RAL colour.

Creating a door which is exactly the colour you want could not be easier, simply select from a handy swatch guide to match the colour you require.



Textured woodgrain



Smooth


Insulated Sectional Garage Doors - Steel



super colour range


Novoferm offers a range of ten 'super colours' which can be applied to the exterior surface of the garage door.

Steel Blue (RAL5011), Moss Green (RAL 6005), Fir Green (RAL 6009), Anthracite Grey (RAL 7016), Light Grey (RAL 7035), Window Grey (RAL 7040), Ochre Brown (RAL 8001), Nut Brown (RAL 8011), Sepia Brown (RAL 8014) and White Aluminium (RAL 9006)



designer iso 45

Available in our contemporary flush style only. All designer doors are available with a side door of the same design.



All designer applications are self-adhesive with strong bonding properties and can be applied as required, two colour options are available: Stainless steel effect - the classic cool look, Black marble - classic elegance with natural colour inclusions.

special door finishes

Satin Grey: Exclusive to iso 45 garage doors – the shimmering slate grey (similar to RAL 7043) of the finely structured polyester top coat minimises unwanted reflections and the high coat thickness makes the finish especially weather resistant.

Titan: Exclusively available from Novoferm, the titanium metallic iso 45 Sectional Garage Door provides the very latest in door design and technology. The high value metallic appearance offers a reflective finish and is available in horizontal rib, large rib and flush patterns.



Satin grey



Titan

Sectional Garage Doors - Timber



london iso 45

Traditional horizontal ribbed design. Pictured untreated factory finish. Available with matching side door with a black rounded handle and security lock.



madrid iso 45

Traditional panelled design, pictured with 'moss green' varnish finish. Available with matching side door with a black rounded handle and security lock.



thame

Concept pattern, design based on customer request. Following the design of our Up & Door door of the same name, this is one of Novoferm's vertical rib design section timber doors.



henley


Concept pattern, design based on customer request. Following the design of our Up & Door door of the same name, this is one of Novoferm's vertical rib design section timber doors.

solid timber sectional doors

All solid wood garage doors are made of three layers of Nordic pine or five layers of African okoume glued together to form waterproof multi-layer boards. Doors MUST be treated before installation in order to protect against long-term weather conditions.



Nordic pine



African okoume

Insulated Side Sectional Garage Doors - Steel



vertical rib iso 45

The narrow horizontal rib is instantly recognisable as a well loved style, but with a wide range of options it's easy to make your door stand apart from the crowd. Available in 45mm panel profile only.



vertical large rib iso 45

Stylish and modern, the large rib design is ideally suited to the multitude of finishing and colour options (see pages 20-21). Manual or automated operation with a range of handles and motors available (see pages 32-38).



vertical flush iso 45

The contemporary 'flush' wide rib design is ideally suited to modern building projects and is available in a number of finishes (see pages 20-21). This style lends itself well to wide doors and can be used for doors up to 6 metres in width.



vertical panelled iso 45

With an elegant and traditional look this style is suited to many property styles. Our range of optional extras, finishes and colours allows you to create your own unique door. Available in 45mm panel profile only.



insulated side sectional garage doors

Opening laterally, side sectional doors open just as much as you need. Available in four attractive garage door styles in almost every RAL colour imaginable and individual glazing options (see pages 39). The garage doors adapt to suit every garage construction. Novoferm side sectional garage doors are available for garage door openings of up to 6m in width. Automating your side sectional door with the Novomatic electrical operator (see page 34) provides even more convenience and it can just as easily be mounted on the side garage wall.

Finishes and colour - To view the range of door finishes and find details on colour please see previous pages (19-21).

Sectional door automation - For details our range of remote control Novomatic door operators - see page 33-34.

Matching side doors - For easy access when you don't need to open the garage door - see page 24.

Optional extras - Handles, glazing and finishing options, make your door as individual as you are - see pages 38-39.

Insulated Sectional Matching Side Doors



Horizontal rib
iso 20/45



Wide rib
iso 20/45



Flush
iso 20/45



Panelled
iso 20/45



Smoothfoil
iso 45



Satin grey
iso 45



- 1 Frame - iso 20
- 2 Frame - iso 45
- 3 Aluminium frame - iso 45
- 4 Door hinge - iso 45.

In and out in no time: through a matching side door

There's no need to raise and lower the whole garage door just to get to your bike, tools or lawnmower, we have matching side doors with all sectional garage doors – for going in and out in no time.

All side doors are manufactured out of double-skinned, galvanised sheet steel with CFC-free PUR rigid foam core or solid wood and supplied as standard with a handle set and security lock.

Three-sided continuous seals and specially formed lip seals at the sill ensure the highest degree of weatherseal and heat insulation.

The ideal frame for every door

For the side door type iso 20 with 20mm filling, the door leaf frame and corner door frame are made of robust steel. For the side door type iso 45 with 45mm filling, the door leaf frame and block door frame are made of high-quality aluminium.

Precise processing – smooth running


All door leaf frames are mitre-cut precisely to the degree and guarantee maximum weather resistance, while robust hinges provide long-term, dimensionally accurate opening and closing. The hinges are also three-way adjustable in door type iso 45 and therefore allow for even more precise adjustments during assembly.



vertical rib iso 45



vertical large rib iso 45



vertical flush iso 45



vertical rib iso 45



vertical large rib iso 45



vertical flush iso 45


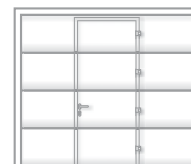


Perfectly integrated: the wicket door

If your garage is too narrow for a side door, but you don't want to have to do without that practical convenience of a side door, then we recommend an integrated wicket door. Wicket doors are available for all iso 45 exclusive garage doors up to a width of 5m. They offer a practical passage width of 80 cm and provide perfect heat insulation due to the double-skinned insulation used.

And to make sure everything looks great, too, the frames and hinges are also white (RAL 9016) in traffic white garage doors and are available in various anodized colours for painted garage doors.

Glazing options for all garage door patterns: standard window, cross window, rhombus window, window cut-out or light strip.



Wicket doors are arranged centrally or asymmetrically depending on the garage door width. Symmetrical arrangement for garage door widths up to 3,500mm. Asymmetrical arrangement for garage door widths above 3,500mm – either left or right

Insulated Roller Garage Doors



Automated, insulated roller doors from Novoferm - an ideal solution for people who want to improve the appearance of their home and gain space in their garage.

NovoShield

Supplied and finished in white as standard colour, shields the user from accidental finger entrapment and provides an attractive finish to the door curtain.

Manual Override

A connector and crank handle are supplied as standard, so your door can be opened, from inside, even during a power cut.

Guide Rails

Guide rails made from 90mm aluminium profile with a white polyester powder coated finish.

Control System

An interior light is provided within the self contained control box.

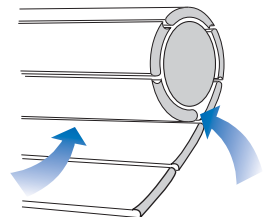
Safety Edge

Supplied as standard. At the bottom edge of your door is an emergency sensor which will stop and reverse when the door is in operation, if it senses an obstruction.

IMPORTANT SAFETY TIP

Always buy a garage door that complies fully with EN12453 - Safety in use of power operated garage doors ...and avoid finger entrapment!

Novoferm Insulated Roller Garage Doors comply with EN12453 - Safety in use of power operated garage doors, by means of the NovoShield box cover which covers the operating mechanism of the door curtain.



- 1 Weather seals keep whatever is on the outside... outside!
- 2 Built-in interior light provided on the control box.
- 3 Insulated lathes provide both a thermal and acoustic barrier.

Insulated Roller Garage Doors



polyester finish - white

Clean lines and crisp white polyester powder coated finish the range adds style, functionality and value to your home. Suitable for door opening up to 4.6metres in width.



polyester finish - brown

A traditional brown polyester powder coated finish, this option is suited to a variety of property styles. Suitable for door opening up to 4.6metres in width.

textured woodgrain

Laminated woodgrain finish applied to the external surface of the door only, the internal surface of the door remains white. Twelve options means there's bound to be a colour to suit your needs.




white



natural oak



moss green



dark green



cream white



black ash

Safety

Certified to the high safety requirements and performance characteristics of European Standard EN 13241-1, all Novoferm Insulated Roller Garage Doors are fitted with a full NovoShield cover to prevent accidental finger entrapment and to cover the door curtain. In the event of an obstacle impeding the door entrance the Safety Edge will stop and return the door to the open position.

Security

Manufactured with built in autolocks. When the door is closed a spring clamp device holds the door down tight.

Convenience

An ideal solution for people who want to gain extra space in their garage, requiring only 30cm x 30cm of head room space. Opening vertically so you can park your car up close to the garage door and push button automation makes it so easy to open and close your garage door.

Insulated

The insulated aluminium profiles provide a thermal and acoustic barrier, which could reduce your energy bills, reduce your carbon footprint and provide noise reduction.



golden oak



oak




rosewood



dark red



wine red



steel blue

All Novoferm Insulated Roller Garage Doors are:

- Constructed from 77mm double walled aluminium lathes filled with CFC free insulating foam.
- Supplied complete with remote controlled powered operation and two hand transmitters.
- Polyester powder coated aluminium guide channels.
- Supplied with our exclusive Control Box, Safety Edge system and a Safety Brake.
- Complete with NovoShield cover.
- Supplied with manual override connector and crank handle.




Garage Door Automation



Novomatic operators are perfectly matched to all Novoferm garage doors and certified in accordance with the latest European safety regulations.

Novoferm Remote Control Systems offer reliability, low maintenance and, thanks to built-in DC motors, extremely quiet operation. Whether your door is a Steel Up & Over or an insulated Sectional Garage Door, automatic force monitoring ensures a high level of safety and security.



- 1 Remote transmitters can be unobtrusively positioned in your vehicle.
- 2 Automation available on all door types.
- 3 Manual keypad entry systems, ideal for multiple users.

**GO GREEN... with less power
but more speed!**

Introducing the Novomatic 553NRG belt drive operators with built in energy saving functions (see page 34), to compliment your Novoferm Up & Over and Sectional garage door.



VivoPort®

VivoPort® - is the Up & Over automatic door system from Novoferm. The only door of its class with an integrated opener for retractable garage doors, together with a unique high security locking system. This door is an innovation in garage door engineering.

Safety In the event of an obstacle impeding the door entrance the microprocessor controlled safety switch cuts out, stopping the garage door on the closing cycle.

Secure The VivoPort® door includes perhaps the most effective locking available on a remote control up and over door. When closed, it locks automatically utilising the new electronic locking device - thus making it a market leader in secure garage door systems.

Clever Motor disengagement is very simple - unlock the handle and turn to release the door for manual operation. Allows access in the event of power failure.

Engineered Operator shaft and castors designed for efficient and quiet running operation.



Vivoport® features at a glance

- The integral drive unit is built onto the door leaf and requires no extra headroom thus taking less garage space.
- VivoPort® doors now come with a steel door frame and extra strength robust steel lock rods which secure into the keep and chassis of the door frame. This is one of the most secure Up & Over doors you can install!
- High security automatic electronic locking now as standard.
- Straight forward to install - effortless to operate VivoPort® is ready to plug in! It comes pre-hung in a steel door frame ready for a fast and easy installation.
- The fully automatic door system for Novoferm steel and timber Up & Over doors.
- Now includes new low energy LEDs.

NovoPort®

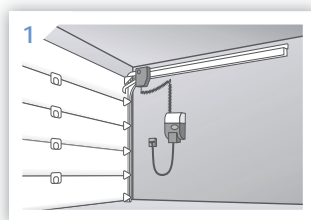


The wear resistant, maintenance-free toothed belt lies well-protected in the garage door track (inset), guaranteeing maximum operational reliability, long service life and quiet smooth-running.

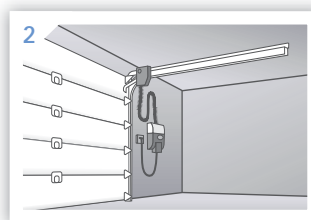
Unique technology with flexible side mounting for Novoferm Sectional garage doors

The NovoPort® operator system not only offers maximum convenience during operation, but also during installation. After all, it is not fixed to the ceiling like conventional operators, but simply integrated into the side garage door track – either on the left or the right depending on the structural conditions. Therefore no ceiling assembly is required and any installation problems are ruled out from the outset. All structural components are pre-assembled in the factory and dimensionally accurate – simply insert them together and voilà!

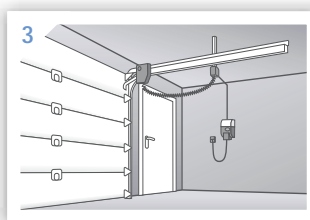
The operator can be mounted in the right garage track, the control on the right garage wall...



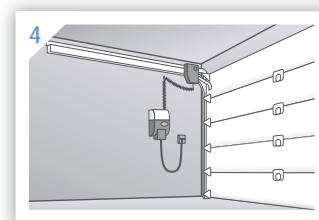
... or directly next to the garage door in the area of the side rebate.



An optional cable extension can be used in case of a fitted side rebate, e.g., through a side door.



All the installation variants shown in illustrations 1–3 also apply for the left garage door side.



Exclusive convenience

If you are renovating your garage, you don't just want it to look better, but to also make it more convenient to use. With the integrated NovoPort® system you'll never have to get out in the rain again, to open your garage door by hand.

The NovoPort® garage door and operator are perfectly matched and certified by independent institutes in accordance with the latest safety guidelines. Giving you the comfort of maximum security and top quality, with a 5 year guarantee on mechanics and motor included!

NovoPort® features at a glance

- Quick and easy operation via hand transmitter or push button, key button or coded key pad, mounted to the garage wall.
- Soft start and stop function.
- Completely safe against scanning due to automatic signal decoding.
- Simple programming via menu-guided control with led display. Integrated fault diagnosis system facilitates potential service work.
- Connectable to garage outside lighting up to max. 500 Watt.
- Power saving. Only requires 4 Watts whilst on standby.

Novomatic range

When you choose a Novomatic ceiling mounted operator you choose premium quality based on state-of-the-art technology, perfectly matched to all Novoferm garage doors and certified in accordance with the latest European safety guidelines. Reliable, maintenance free and, thanks to the built in DC motor, extremely quiet running. If an obstruction is located within the door's range of movement, the operator immediately stops the closing door and opens it again.

Practical – which ever way you turn it

The flat operator head of the Novomatic can be turned by 90° or 180° if required. This saves up to 15cm space when the slide-in depth is, for example, reduced due to a wall construction. The operator track does not have to be additionally shortened either.

Programming made easy



Novomatic can be conveniently and easily programmed with three buttons and a concise 7 segment display. No setting can be overlooked during programming thanks to the systematic menu navigation. All settings are infinitely saved, even in case of a power cut. The operating state is always recognisable through the transparent cover. Clear error coding allows for a quick and safe fault analysis if required.

It runs and runs and runs

The wear resistant top-quality toothed belt in a hot galvanised steel profile ensures quiet and smooth running and long-term, reliable garage door operation. The toothed belt is reinforced on the inside with fivefold steel cables, oil and acid resistant and completely maintenance-free.

Novomatic features at a glance:

- Simple operation with soft start and soft stop function
- Integrated shutdown stopping device and electronically monitored push-up safeguard
- Adjustable opening time from 10 to 240 seconds
- Programmable inside lighting and connectable outside lighting
- Power economiser
- Manual quick unlocking device in case of power cut etc.



Novomatic 553NRG (700 N):

This convenient quick-running operator is for single and double garage doors up to 5,500mm (18') wide. Maximum opening speed: 22cm/s (8.7inch/s).

Novomatic 803 S (1,000 N):

This powerful operator is for frequently used garage doors as well as solid timber garage doors or garage doors with wicket doors. Maximum opening speed: 22cm/s (8.7inch/s).

Garage Door Automation - Accessories



hand transmitters

1 channel, 2 channel or 4 channel a range of hand transmitters to suit you, we even have one that clips on to your sun visor!



remote code keypads

Stylish and modern, the numbered keypad allows access on the correct input of a pre-programmed 4-digit PIN number - the numbers even glow in the dark. Hard wired or wireless options.



key switches

An alternative to the numbered keypad, if you don't like the idea of having another PIN number to remember! Flush (pictured) or surface mounted options available.



emergency unlocking kits

When all else fails - allows manual access to the garage in the event of power failure



LED lighting kit

Weather protected exterior lighting for installation under the garage lintel. Can be switched on/off independently of garage door drive function.



solar panels

When combined with our battery back up packs these solar panels can provide continuous automation for garages without mains electricity.

Making life just that little bit easier

Improving the safety and functionality of your automated garage door couldn't be easier. With a wide range of optional accessories - the most popular of which are described below - you can add everything from solar power to traffic lights! The full range of our accessories is listed on our website www.novoferm.co.uk

Finishing touches



Comfort, technology and expert knowledge from the world's largest manufacturer of automated garage door systems.

The Novoferm range of garage doors are complemented with a range of 'Finishing Touches', from home automation through to double glazed feature windows available in a number of individual eye-catching designs.

The Novoferm portfolio 'Designed to enhance the kerb-side appeal of your home'.



Before



- 1 A full range of RAL colours to make sure you get the perfect match.
- 2 A choice of glazing options.
- 3 A wide range of complimentary handles.

Garage door handles



the final touch - a stylish complimentary handle

The functional and clean lines of the 'D' handle makes it the handle of choice for Novoferm Up & Over garage doors, the choice of colour and finish is yours (available as an optional extra) to create the perfect match for your garage door. If you prefer a round handle it is available as a 'no extra cost' alternative when stipulated at the time of ordering.

Alternatively, if you are purchasing an insulated sectional door, our traditional anodized aluminium 'T' handles are available in a range of finishes or plastic coated in the RAL colour of your choice to perfectly match your door.



Add glazing for a touch of extra style and added natural light. Choose from clear or frosted super tough 11mm acrylic with white frames, these styles are available on both Up & Over and Sectional garage doors.



plain clear/frosted



square clear/frosted



square leaded clear/frosted



diamond leaded clear/frosted



diamond clear/frosted



let there be light - with a myriad of glazing options

Our attractive glazing options not only make a feature of your garage, but also let the light in as well, especially appealing if you use your garage as a storage room or workshop. All Novoferm glazing panels are manufactured out of weather-resistant acrylic glass or impact-resistant polycarbonate and stand out due to their high transparency. Furthermore, being double glazed panes, they have excellent heat insulating properties - just like our insulated sectional garage doors.



To get lots of natural light, you can turn practically one whole garage door segment into a window with a horizontal light strip.



Create an individual eye-catching element with vertically arranged portholes, each in a high-quality stainless steel frame.

The Sanwa Shutter Family



SANWA HOLDINGS CORPORATION



Overhead
Door Corporation

novoferm

Novoferm Group

SANWA
SHUTTER

Novoferm is a member of the Sanwa Shutter family, the world's largest manufacturer of automated garage door systems.

Founded over fifty years ago, now with annual sales in over 60 countries totalling more than £2 billion and with over 10,000 employees, Sanwa Shutter has become the world's number one company for metal door systems – providing everything from: garage doors, industrial doors, door and gate automation systems, shutters, shop-fronts and steel hinged door systems for security, personal

access and fire protection. Many of our products come with a 10 year guarantee and are supplied through a global network of qualified dealers/installers.

We are passionate about providing our customers with doors that guarantee safety, security and convenience.

Ensuring that nothing can go wrong.

All Novoferm garage door operators meet the high demands of the European garage door standard EN 13241-1. In addition, voluntary tests have been carried out to offer you more than the safety stipulated in this standard. That's why all our Up & Over, Sectional garage doors and operators carry the GS mark awarded by the TÜV, which is regarded as the world's leading safety standard.

That's what we call outstanding safety!



All Novoferm products are independently tested to the highest standards and are certified to the high safety requirements and performance characteristics of European Standard 13241-1. You can, therefore, be confident that your purchase of a Novoferm product is a safe investment.



Guarantee

Novoferm offers the following warranty for garage door, and garage door automation products:

1. Summary

(subject to the terms and conditions outlined in sections 2-4 following and periods of cover overleaf):

- **10 years** Safe and reliable operation (for use up to 25 open and closing cycles per day)
- **10 years** Integrity of the door panel(s) / curtain
- **10 years** Panel corrosion (inside and out)
- **10 years** All immoveable frame parts
- **10 years** Seal degradation
- **5 years** Surface finish of Satin Grey, Rosewood, Golden Oak and Titan finished sectional door panels
- **5 years** Novomatic operator (803/553NRG) mechanical parts, plus motor and control unit
- **5 years** NovoPort® operator motor and control unit mechanical parts
- **5 years** Novoferm Insulated Roller Garage Door operator motor and mechanical parts
- **3 years** Novoferm Insulated Roller Garage Door operator control unit
- **2 years** All mechanical elements of the doors, including rollers and springs
- **2 years** VivoPort® operator mechanical parts, plus motor and control unit
- **2 years** All remote control parts and accessories (excluding batteries, bulbs and fuses)

2. Requirements:

The warranty only covers damage to the purchased garage door or garage door operator. The fully completed warranty card/service record (to be updated annually), together with receipt of purchase, correspondingly substantiates your right to claim under warranty. Warranty claims are only accepted in the country where the garage door/operator was purchased. The product must have been purchased through our authorised distribution channels.

Consequential costs for installation and de-installation, inspection of parts, transport and postage costs will not be accepted by Novoferm.

3. Performance:

During the warranty period we undertake to rectify any and all defects to the Novoferm product which can be proved to be attributed to a material or manufacturing fault. We promise, at our discretion, to either exchange the defective merchandise, repair or allow a reduction in price. Replacement parts remain our property.

4. This warranty does not cover damage caused by:

- Improper installation and negligent care and maintenance
- Improper initial and subsequent operation
- Negligent or wanton destruction
- External influences, such as: fire, water, salts, alkaline solutions, acids and any abnormal environmental influences
- Mechanical damage, through improper transport and fitting, or through falling or hitting objects
- Improper use of surface protection treatments
- Repair by non-qualified persons
- Using non-Novoferm parts without the written approval of the manufacturer
- Removal of the product number, or making it unidentifiable
- Application of additional, non approved weights or infills
- Failure to remove the protective film or packaging provided with the product, where applicable

Please see overleaf for periods of cover. This warranty applies to all goods sold on or after 1 September 2010, until further notice.

Visual appearance - the quality check:

A new garage door can be a significant investment that will transform the appearance of your home. This information was designed by the Association of Garage Door Specialists as a guide for purchasers of domestic garage doors. The quality check should be carried out in natural daylight, not direct sunlight whilst standing at a distance of 3 metres from the door to view the overall appearance.

The door is acceptable if, taking into account the facts below, none of the following are readily visible on the face of the door:

- Marks or distortion associated with the manufacturing process
- Minor indentations, marks or scuffs on the surface
- Paint or stain blemishes.

Up & Over Garage Door Systems:

The purchaser is granted a warranty covering the safe and reliable operation of the Novoferm garage door for a period of 10 years from the date of purchase. This warranty is conditional on the regular inspection and maintenance of the product in accordance with the installation manual supplied with the door. During the guarantee period the manufacturer undertakes to repair, without charge, any product which has suffered a proven failure of its safe and reliable operation provided that the springs, tracks and guide rollers have been inspected regularly (at least once a year) and maintained correctly, including replacement of wear items when required.

All Novoferm garage doors offer a 10 year warranty against the integrity of the door panel, as well as 2 years on rollers and springs for normal use, up to 25 open and close cycles a day.

All retractable garage doors offer a 10 year manufacturer's guarantee (2 years for canopy doors) on material and manufacturing faults of all immoveable frame parts, if it can be proved that they are inoperative, or their use is impaired.

In the case of Novoferm steel doors, these are supplied factory pre-finished in polyester based white or sepia brown. They are not immune to damage which can occur at any stage of the handling of the product from factory to site. Minor surface damage can be easily repaired using touch-up sprays or sticks without invalidating warranties. The corrosion of swarf filings or other air borne particles, rusting or staining of the panel is not considered as panel rust.

Novoferm timber doors use organically grown Cedar from replenishable sources, with natural colour and grain variations - this is a feature of Cedar. We make every effort to harmonise the effect, where possible, by hand matching the component parts used in construction. Please note that a uniform grain pattern cannot be guaranteed. Timber doors must be finished in accordance with the installation instructions, supplied with the door and the technical specification. Novoferm timber doors are supplied with a temporary finish, please ensure that a full specification of finishing coats are applied immediately before or after installation to all exposed surfaces - inside and out, with a Sikkens or similar finishing coat system.

Sectional Garage Door Systems:

The purchaser is granted a warranty covering the safe and reliable operation of the Novoferm garage door for a period of 10 years from the date of purchase. This warranty is conditional on the regular inspection and maintenance of the product, in accordance with the installation manual supplied with the door. During the guarantee period the manufacturer undertakes to repair, without charge, any product which has suffered a proven failure of its safe and reliable operation provided that the springs, wire cables, tracks, guide rollers and hinges have been inspected regularly (at least once a year) and maintained correctly, including replacement of wear items when required.

All Novoferm garage doors offer a 10 year warranty against the integrity of the door panels, as well as 2 years on rollers, springs, pulleys and cables for normal use, up to 25 open and close cycles a day.

All Novoferm garage doors offer a 10 year manufacturer's guarantee on floor seals, central seals, side seals and header seals against perishing.

All Novoferm garage doors offer a 10 year manufacturer's guarantee on material and manufacturing faults of all immoveable frame parts, if it can be proved that they are inoperative, or their use is impaired.

Furthermore, Novoferm fully finished steel doors (i.e. factory finish painted, Golden Oak, Rosewood, Satin Grey, Titan) come with a 10 year panel corrosion guarantee relating to rust through inside or outside. If a panel rusts through, then the affected panel only will be replaced. Due to weathering, the new panel may not exactly match the colour of the old. In this instance the door should be repainted by the customer with a proprietary paint system, following the paint manufacturers' instructions. In areas of high corrosion (e.g. if exposed to sea air) it is advisable, in terms of care and maintenance, that the door panels should be painted with a proprietary paint system, following the paint manufacturers' instructions and that the door should be regularly cleaned. The corrosion of swarf filings or other air borne particles, rusting or staining of the panel is not considered as panel rust.

The surface finish of Satin Grey, Titan, Rosewood and Golden Oak foil finished sectional door panels is guaranteed from serious degradation for a period of 5 years, provided that regular maintenance including cleaning from salt is carried out in accordance with our instructions. During this period the colour of the door panels may change due to weathering (e.g. Intense UV radiation and coastal conditions etc). This is normal and is not covered by the warranty.

In the case of Novoferm pre-finished steel doors, these are supplied with polyester based primer paint finish. They are not immune to damage which can occur at any stage of the handling of the product, from factory to site. Minor surface damage can be easily repaired using touch-up sprays or sticks without invalidating warranties. Novoferm timber sectional doors are supplied unfinished, please ensure that a full specification of finishing coats are applied immediately before or after installation to all exposed surfaces - inside and out, with a Sikkens or similar finishing coat system.



Novoferm Insulated Roller Garage Door Systems:

The purchaser is granted a warranty covering the safe and reliable operation of the garage door for a period of 10 years from the date of purchase. This warranty is conditional on the regular inspection and maintenance of the product, in accordance with the installation manual supplied with the door. During the guarantee period the manufacturer undertakes to repair, without charge, any product which has suffered a proven failure of its safe and reliable operation, provided that the door has been inspected regularly (at least once a year) and maintained correctly, including replacement of wear items when required.

Novoferm Insulated Roller Garage Door systems are guaranteed against any form of manufacturing defects for a period of 2 years from the date of purchase. The finish of white powder coated doors is guaranteed for a period of 2 years.

In the case of textured woodgrain finished doors, the exterior finish is guaranteed to provide an effective weatherproof membrane which will resist perforation of the door from the weather-side due to corrosion for 10 years. Furthermore, colour change or fade to the exterior surface will be limited and uniform for the full 10 year period.

Some marking may occur at the top of the internal side of the door curtain, this is unavoidable and is due to prolonged contact with auto-lock system.

Novoferm Garage Door Automation:

For garage door operators: Novoport® and Novomatic, we grant the following warranty, in case of supplying us with the original invoice: 5 years for mechanical parts of the operator motor and the control unit; 2 years for remote control parts and accessory parts. For Vivoport® operators we grant a 2 year warranty for mechanical parts of the operator, the motor and the control unit.

A 2 year warranty is also granted for remote control parts and accessory parts. No warranty claims will be accepted for wear and tear parts and consumption parts (e.g. light bulbs, batteries, fuses).

Novoferm Insulated Roller Garage Door electric operators are guaranteed against any form of manufacturing defect for a period of 5 years for mechanical elements, motors and transformers. The motor control unit is guaranteed for

3 years. Remote control accessories and parts are guaranteed for a period of 2 years. No warranty claims will be accepted for wear and tear parts and consumable parts (e.g. light bulbs and batteries).

Novoferm Europe Limited
Brooke Park, Epsom Avenue,
Handforth Dean, Wilmslow
Cheshire SK9 3PW
Tel 0161 486 0066
Fax 0161 486 3366
Email info@novoferm.co.uk
www.novoferm.co.uk



a member of the Sanwa Shutter family